



KENTUCKY MEDICAID UNWINDING DEMOGRAPHIC REPORT

January 2025

INTRODUCTION

During the COVID-19 Public Health Emergency (PHE) the Kentucky Department for Medicaid Services (DMS) made sure that all Medicaid beneficiaries kept their coverage and paused all annual renewals. At this time, DMS has returned to normal activities and resumed conducting annual renewals for Medicaid members. This means that all Medicaid and KCHIP members undergo a redetermination of their eligibility every 12 months. Those who are determined to be eligible will continue to receive Medicaid coverage. Those who are determined to be ineligible for coverage will be removed from Medicaid and connected to alternative coverage options in the state.

This report dives deeper into the demographic breakdowns of Kentucky Medicaid renewals, pending, and terminated in January 2025.

SNAPSHOT

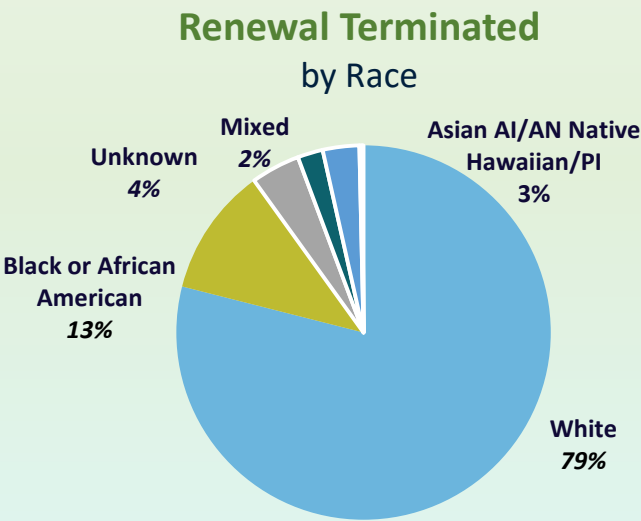
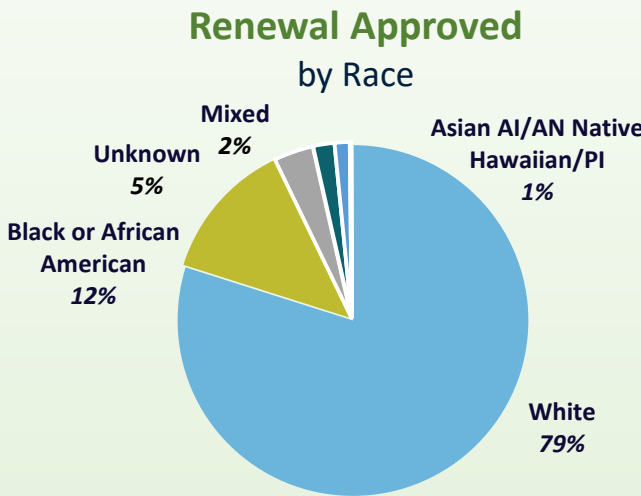
A total of 61,288 individuals who had their renewal due on January 30 were determined eligible for renewed coverage. 1,945 total individuals had their coverage terminated as of January 30. 1,927 of those individuals were determined ineligible based on eligibility requirements and have been terminated. For individuals who were terminated on January 31 and have supplied requested information for eligibility determination, 134 renewals have been reinstated as of the finalization of this report.

Note: DMS is unable to track enrollment in coverage outside the state of Kentucky. For example, a significant number of individuals are estimated to have gained health coverage through an employer, meaning that individuals who do not come back to renew should not be assumed to be uninsured.

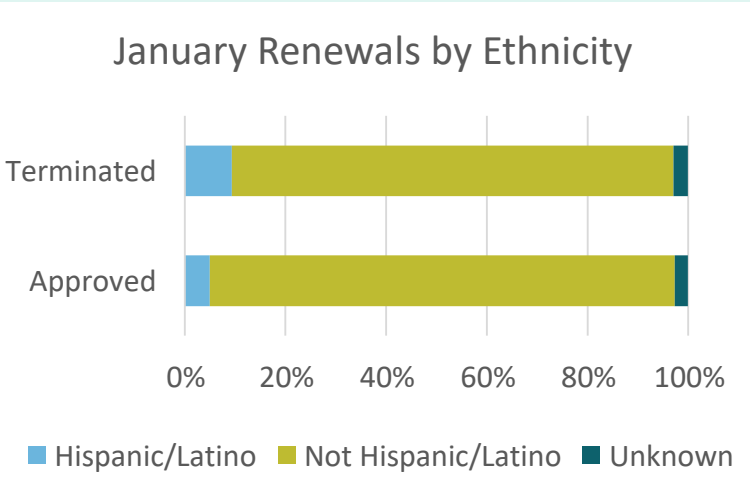
RACE AND ETHNICITY DATA

Renewals for January 2025 are categorized by race and ethnicity below.

January 2025 Kentucky Renewals		
Race	Approved	Terminated
White	489,72	1,536
Black or African American	7,921	216
Unknown	2,237	82
Mixed	1,198	43
Asian	847	61
American Indian or Alaskan Native	65	5
Native Hawaiian or Other Pacific Islander	48	2
Total	61,288	1,945



January 2025 Kentucky Renewals		
Ethnicity	Approved	Terminated
Hispanic/Latino	3,013	181
Not Hispanic/Latino	56,668	1,708
Unknown	1,607	56
Total	61,288	1,945

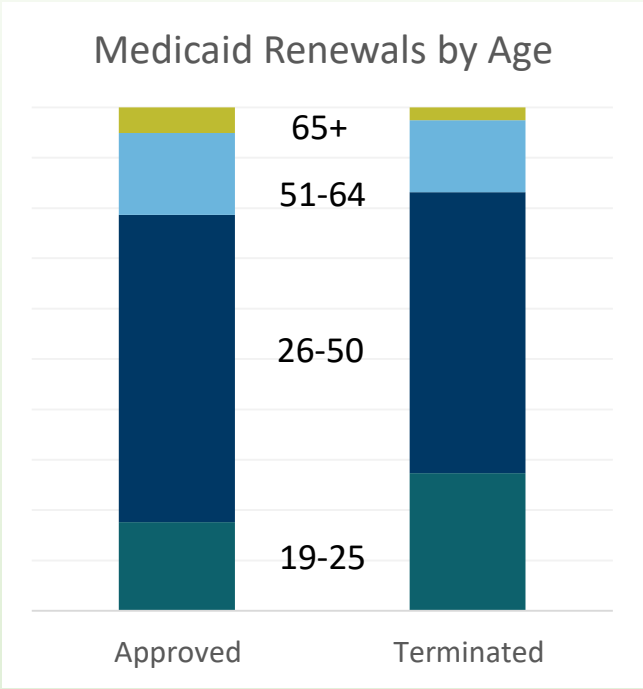


AGE DATA

Renewals for January 2025 are categorized by age below.

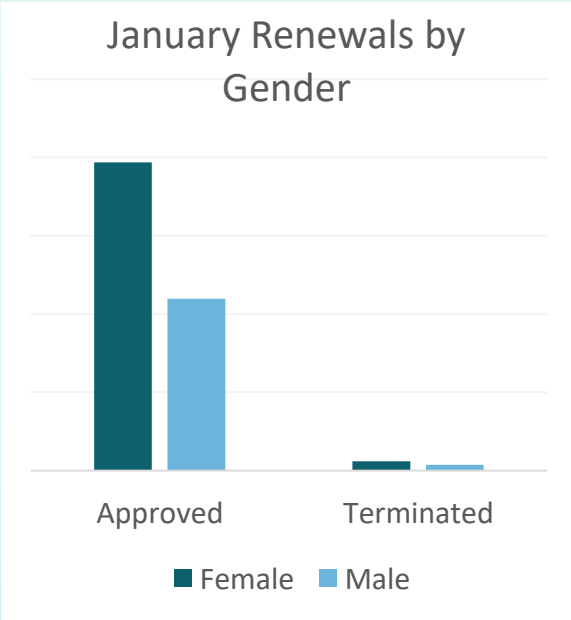
January 2025 Kentucky Renewals		
Age Group	Approved	Terminated
0-6	45	0
7-18	21	0
19-25	10,747	532
26-50	37,374	1,086
51-64	9,980	277
65+*	3,121	50
Total	61,288	1,945

Note – Continuous coverage for children is currently being implemented across the state. As a result, children were only terminated for reasons such as change in state residency or request for discontinuance.



GENDER DATA

Renewals for January 2025 are categorized by gender below.



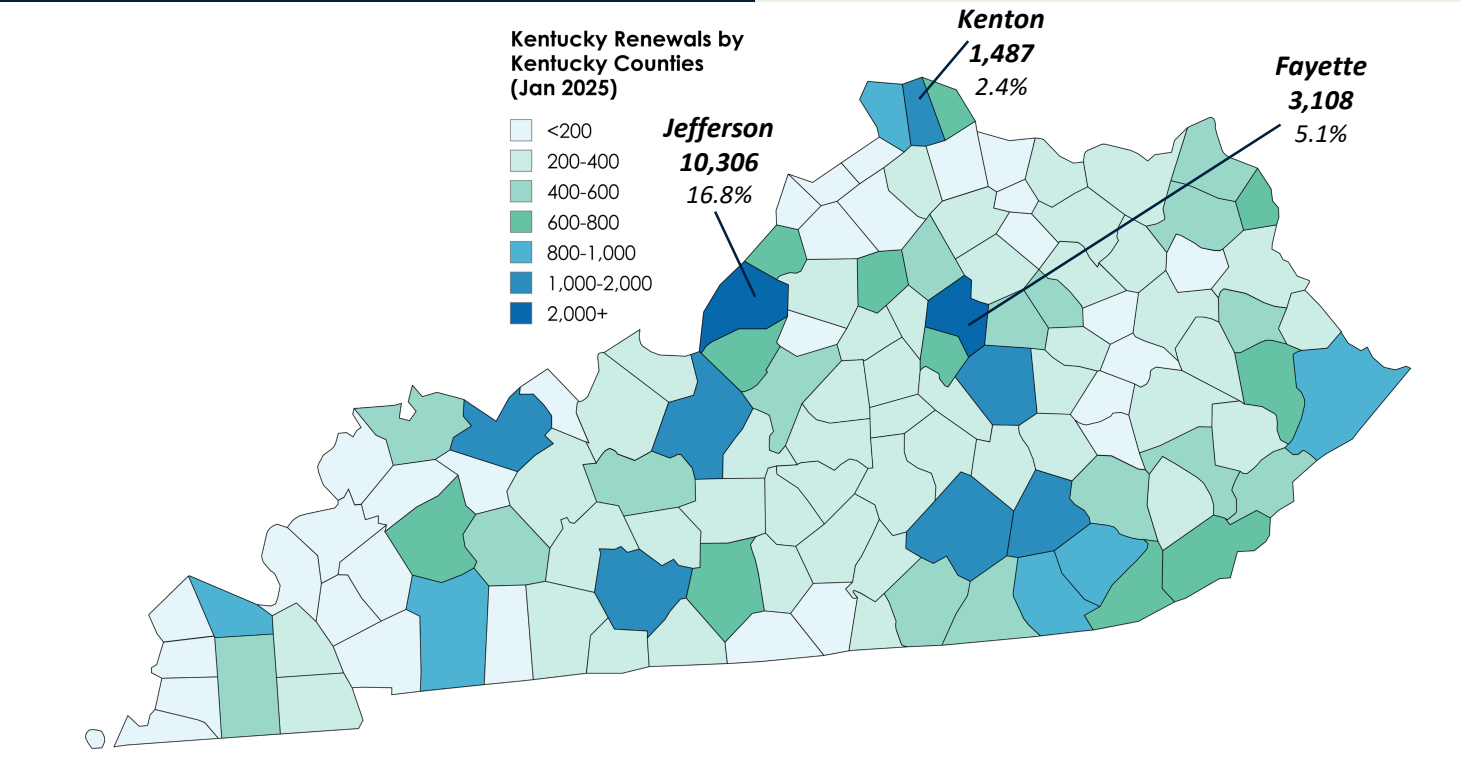
January 2025 Kentucky Renewals		
Gender	Approved	Terminated
Female	39,343	1,183
Male	21,944	762
Total	61,287	1,945

*One member record indicated 'unknown' gender. Total Approvals remains 61,288

REGIONAL DATA

This map represents the number of Medicaid renewals approved in each Kentucky county in January 2025.

January Medicaid Approvals



Warren
1,555
3%

REGIONAL DATA

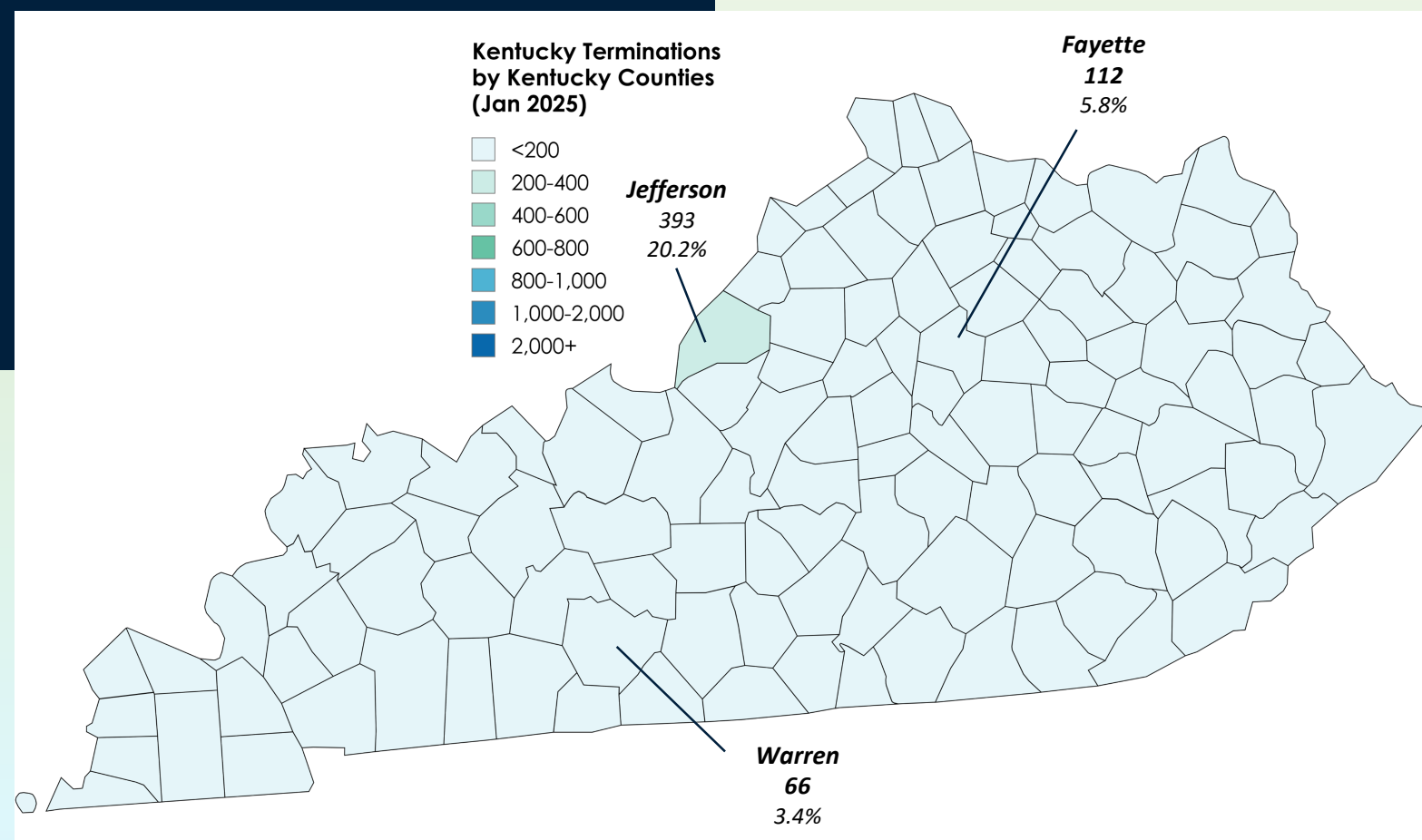
This table represents the number of Medicaid renewal approvals in each Kentucky county in January 2025.

January 2025 Kentucky Renewals									
County	Approved	County	Approved	County	Approved	County	Approved	County	Approved
ADAIR	395	CLARK	485	HARRISON	244	MADISON	1158	PERRY	593
ALLEN	261	CLAY	487	HART	320	MAGOFFIN	228	PIKE	976
ANDERSON	273	CLINTON	229	HENDERSON	534	MARION	217	POWELL	269
BALLARD	96	CRITTENDEN	100	HENRY	192	MARSHALL	339	PULASKI	1223
BARREN	735	CUMBERLAND	144	HICKMAN	65	MARTIN	226	ROBERTSON	33
BATH	236	DAVIESS	1288	HOPKINS	662	MASON	314	ROCKCASTLE	310
BELL	628	EDMONSON	200	JACKSON	300	MCCRACKEN	912	ROWAN	396
BOONE	973	ELLIOTT	98	JEFFERSON	10306	MCCREARY	422	RUSSELL	320
BOURBON	275	ESTILL	269	JESSAMINE	657	MCLEAN	134	SCOTT	556
BOYD	774	FAYETTE	3108	JOHNSON	437	MEADE	301	SHELBY	352
BOYLE	370	FLEMING	265	KENTON	1487	MENIFEE	110	SIMPSON	227
BRACKEN	124	FLOYD	725	KNOTT	285	MERCER	301	SPENCER	157
BREATHITT	275	FRANKLIN	630	KNOX	858	METCALFE	215	TAYLOR	397
BRECKINRIDGE	315	FULTON	129	LARUE	208	MONROE	197	TODD	161
BULLITT	778	GALLATIN	69	LAUREL	1165	MONTGOMERY	409	TRIGG	168
BUTLER	213	GARRARD	284	LAWRENCE	319	MORGAN	210	TRIMBLE	78
CALDWELL	195	GRANT	328	LEE	166	MUHLENBERG	524	UNION	164
CALLOWAY	374	GRAVES	488	LESLIE	217	NELSON	474	WARREN	1940
CAMPBELL	632	GRAYSON	493	LETCHER	440	NICHOLAS	121	WASHINGTON	233
CARLISLE	66	GREEN	202	LEWIS	280	OHIO	371	WAYNE	445
CARROLL	155	GREENUP	508	LINCOLN	393	OLDHAM	786	WEBSTER	166
CARTER	506	HANCOCK	98	LIVINGSTON	130	OWEN	167	WHITLEY	804
CASEY	322	HARDIN	1203	LOGAN	357	OWSLEY	108	WOLFE	145
CHRISTIAN	801	HARLAN	737	LYON	72	PENDLETON	198	WOODFORD	215

REGIONAL DATA

This map represents the number of Medicaid renewals terminated in each Kentucky county in January 2025.

January Medicaid Terminations



REGIONAL DATA

This table represents the number of Medicaid renewal terminations in each Kentucky county in January 2025.

January 2025 Kentucky Renewal Terminations									
County	Terminated	County	Terminated	County	Terminated	County	Terminated	County	Terminated
ADAIR	20	CLARK	11	HARRISON	12	MADISON	22	PERRY	21
ALLEN	7	CLAY	6	HART	11	MAGOFFIN	5	PIKE	31
ANDERSON	10	CLINTON	3	HENDERSON	14	MARION	11	POWELL	4
BALLARD	1	CRITTENDEN	3	HENRY	3	MARSHALL	14	PULASKI	48
BARREN	26	CUMBERLAND	4	HICKMAN	5	MARTIN	6	ROBERTSON	2
BATH	4	DAVIESS	28	HOPKINS	23	MASON	7	ROCKCASTLE	10
BELL	16	EDMONSON	6	JACKSON	1	MCCRACKEN	39	ROWAN	7
BOONE	43	ELLIOTT	3	JEFFERSON	393	MCCREARY	7	RUSSELL	8
BOURBON	13	ESTILL	1	JESSAMINE	20	MCLEAN	5	SCOTT	26
BOYD	15	FAYETTE	112	JOHNSON	18	MEADE	13	SHELBY	16
BOYLE	12	FLEMING	9	KENTON	47	MENIFEE	2	SIMPSON	6
BRACKEN	3	FLOYD	26	KNOTT	6	MERCER	10	SPENCER	2
BREATHITT	7	FRANKLIN	13	KNOX	10	METCALFE	3	TAYLOR	9
BRECKINRIDGE	12	FULTON	4	LARUE	14	MONROE	3	TODD	2
BULLITT	23	GALLATIN	3	LAUREL	35	MONTGOMERY	15	TRIGG	3
BUTLER	2	GARRARD	13	LAWRENCE	8	MORGAN	6	TRIMBLE	1
CALDWELL	9	GRANT	13	LEE	2	MUHLENBERG	13	UNION	5
CALLOWAY	8	GRAVES	22	LESLIE	13	NELSON	21	WARREN	66
CAMPBELL	21	GRAYSON	16	LETCHER	11	NICHOLAS	2	WASHINGTON	5
CARLISLE	9	GREEN	2	LEWIS	4	OHIO	12	WAYNE	9
CARROLL	3	GREENUP	15	LINCOLN	12	OLDHAM	25	WEBSTER	4
CARTER	8	HANCOCK	8	LIVINGSTON	2	OWEN	5	WHITLEY	27
CASEY	8	HARDIN	40	LOGAN	9	OWSLEY	2	WOLFE	3
CHRISTIAN	26	HARLAN	11	LYON	2	PENDLETON	6	WOODFORD	2

CMS MONTHLY REPORT DATA

Additional metrics are included in the monthly report to CMS. The following table highlights key information regarding the renewals due during the January Reporting Period. The full report can be accessed at <https://medicaidunwinding.ky.gov>.

Approvals Breakdown

- 55,609 were renewed on an *ex parte* basis
- 5,679 were approved through completing a pre-populated form

Terminations Breakdown

- 1,927 were determined ineligible for Medicaid
- 18 were terminated for procedural reasons (i.e., failure to respond)

Pending Cases Breakdown

- 7,502 were extended due to flexibilities and strategies
- 1 case is pending document processing